



ROCKWOOD, TENNESSEE

Market Guide

City Contact Information



Justin Snow
Vice President of Economic Development- The Roane Alliance
jsnow@roanealliance.org



1209 N. Kentucky Street
Kingston, TN 37763
(865) 376-5548 (o)
roanealliance.org

Focus Properties

Retail Strategies has a catalogue of retail commercial real estate properties in this market.



For more information, please contact the Portfolio Director and/or Retail Development Director listed on the front of this guide.



There's a lot of potential here.

Demographics (10 Minute Drive Time)



Population
11,576



Average Age
43.3



Household Income (Median)
\$33,663



Number of Households
4,840



Household Income (Average)
\$45,762

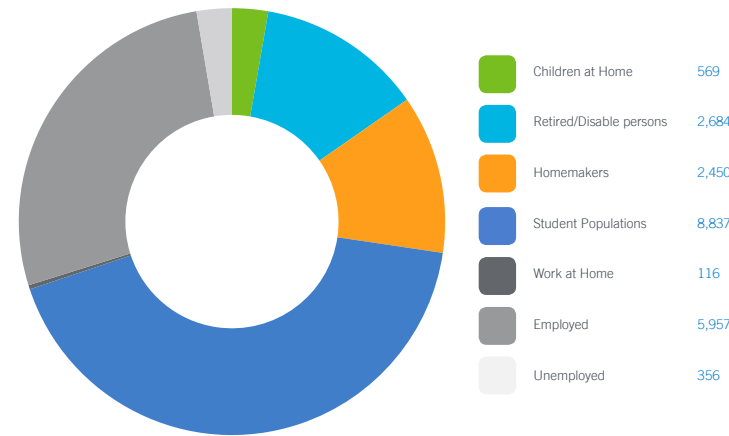
Peer Analysis

The Peer Analysis, built by Retail Strategies along with our analytics partner (Tetrad), identifies analogue retail nodes within a similar demographic and retail makeup. The Peer Analysis is derived from a 5 or 10 minute drive time from major comparable retail corridors throughout the country. The variables used are population, income, daytime population, market supply and gross leasable area. The following are retail areas that most resemble this core city:

Peer Trade Areas

- Amory, MS 1515 Highway 278 E
- Paris, TN 1210 Mineral Wells Ave
- Clanton, AL 1415 7th Street S
- Fort Payne, AL 2001 Glenn Blvd SW
- Hartwell, GA 1572 Anderson Hwy
- Walterboro, SC 2110 Bells Hwy

Daytime Population **20,968** (10 Minute Drive Time)



Focus Categories

The top categories for focused growth in the municipality are pulled from a combination of leakage reports, peer analysis, retail trends and real estate intuition. Although these are the top categories, Retail Strategies' efforts are inclusive beyond the defined list. *Let us know how we can help you find a site!*



Grocery



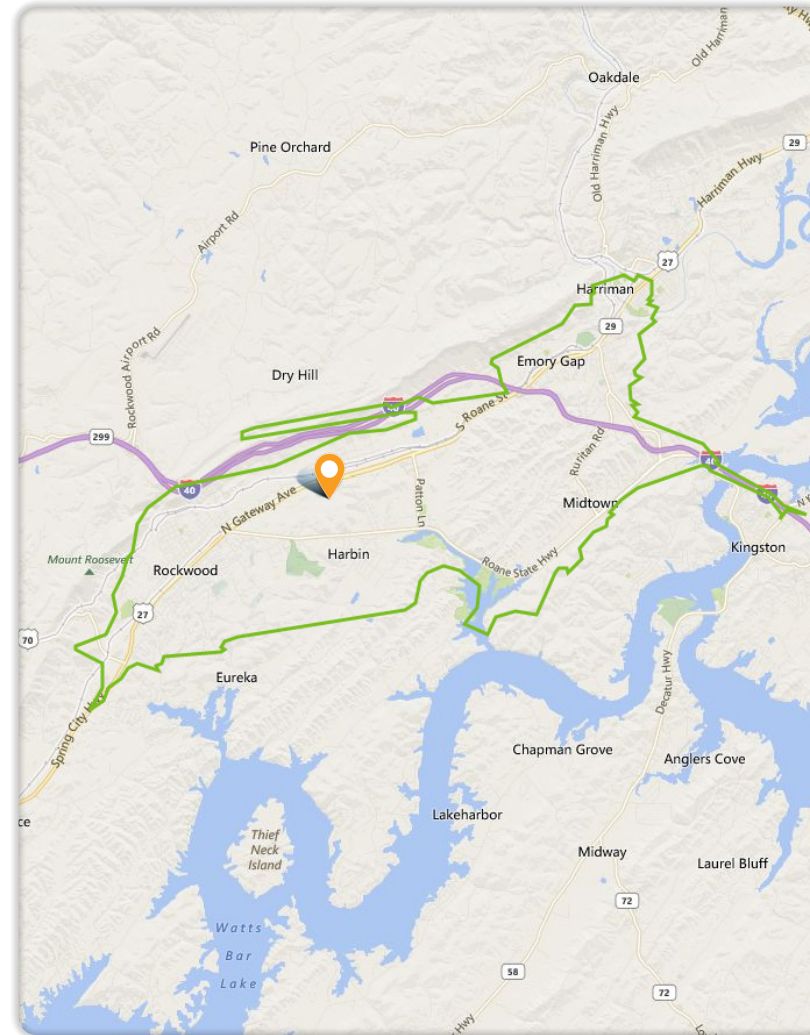
Pharmacy



Home Improvement



Sporting Goods

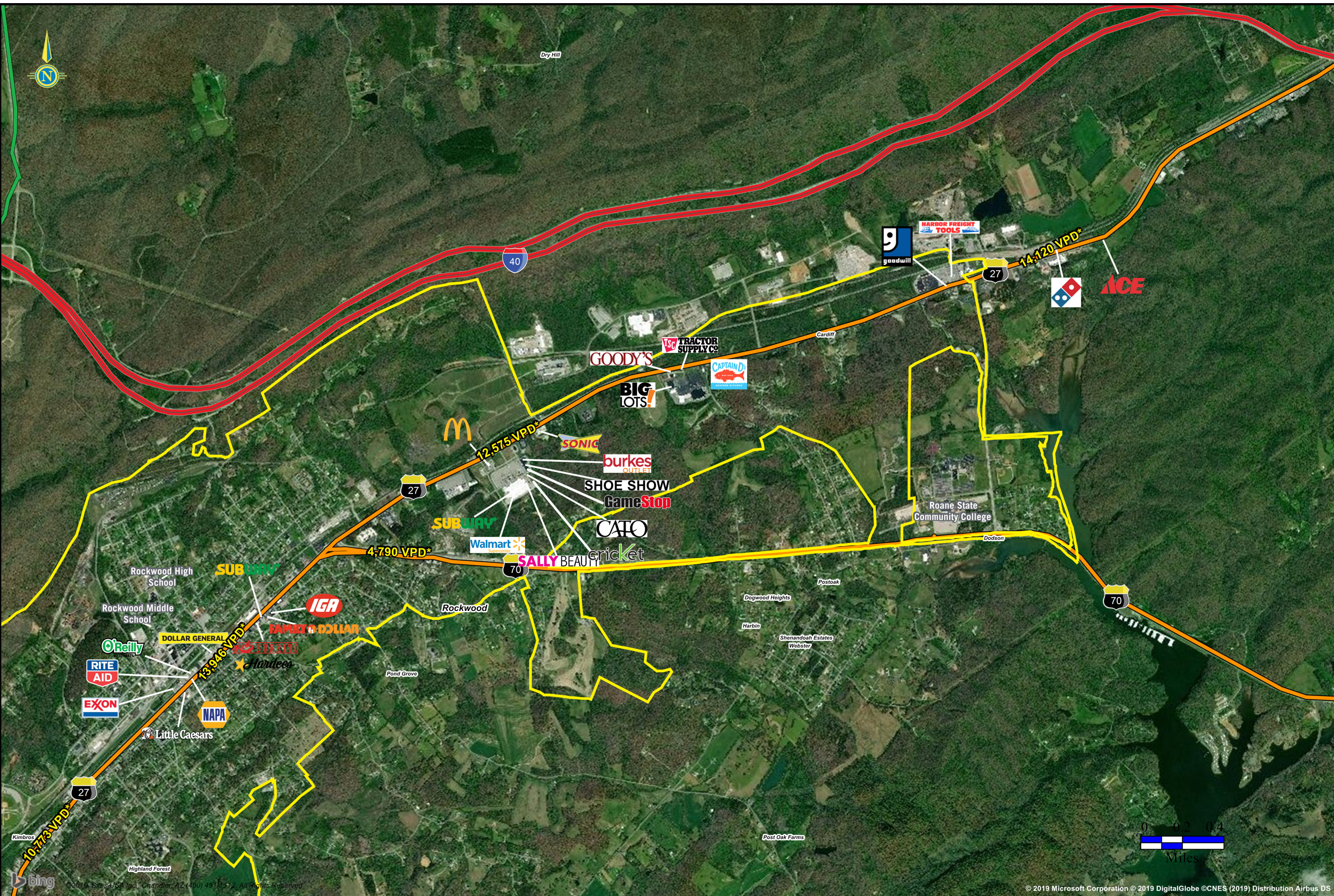


DEMOGRAPHIC PROFILE	3 Mile Radius	5 Mile Radius	7 Mile Radius
2018 Estimated Population	6,468	13,162	23,935
Daytime Population	13,109	20,032	28,211
Median HH Income	\$33,041	\$35,241	\$37,719
Number of Households	2,556	5,411	9,909

	3 Minute DT	5 Minute DT	10 Minute DT
2018 Estimated Population	687	3,117	11,576
Daytime Population	5,267	10,155	20,968
Median HH Income	\$18,414	\$28,064	\$33,663
Number of Households	221	1,212	4,840

*Source: STI PopStats





ROCKWOOD, TENNESSEE

Major Retail & Restaurants